



Stationary > Semi-floating

I-SHAPE DOCK

Model 19712
QPF-495 | 5' x 10'

Technical Specifications

Composition: 2 docks of 5' x 10'

Layout: stationary; semi-floating

Shape: I

Height: 10" from water level

Length: 20'

Total surface area: 100 sq. ft.

Decking: 1" thick boards (5/4")

Anchoring system: posts (6'), chains & blocks

Perfect for

- **Boating & Swimming**
- **Water sports**
(Paddle boarding, windsurfing, canoe, kayak, dinghy)
- **Recreational boats < 12'**
(Rowboat, Jon Boat, Inflatable boat)


Requirements for the terrain

Slope: gentle

Soil: sandy

Depth of water: < 4' on the first 10'

**For a start in water, add two 3' posts (item 11007) with base plates and caps (kit 19142) to your starter dock to secure it.*



Difficulty level of assembly



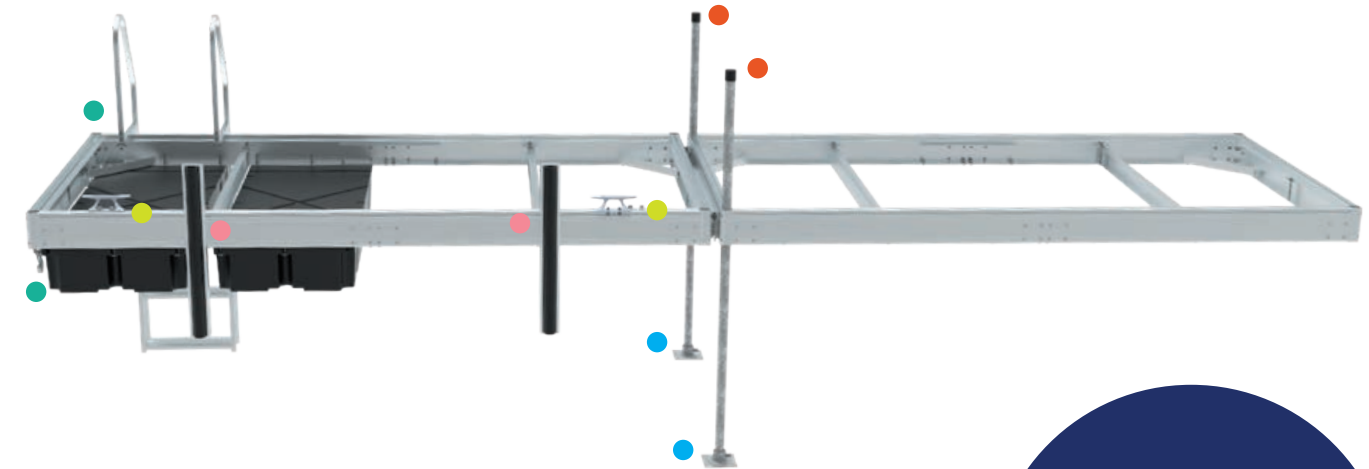
Items included in the ensemble

MULTINAUTIC CODE	DESCRIPTION	QTY	SELECT.
21519	QPF-495, 5' x 10' Aluminum Dock Structure	2	<input type="checkbox"/>
14217	24'' x 60'' x 8'' hollow Float with Installation Bolts	2	<input type="checkbox"/>
24012	Two 6' Steel Posts	1	<input type="checkbox"/>
19142	Base Plates and Post Caps for 2 Posts	1	<input type="checkbox"/>
19144	Mooring kit with adjustable bumpers	1	<input type="checkbox"/>
15013	4-Step Straight Aluminum Ladder w/Quick-Release «J» Hooks	1	<input type="checkbox"/>
22063	Pair of Anchor chain hooks for QPF-495 dock	1	<input type="checkbox"/>

** NOTE: Multinautic offers a pre-cut and kiln-dried Western cedar decking kit (no. 21178, on special order), but you can buy wood or composite in bulk at your dealer if you wish to customize it. You will find on the back of this document the sheet to be presented at the materials counter indicating the needs and the cuts to be made for the realization of your project. If you want a more ergonomic dock ladder, order the angled version #15521.*

Installation of the accessories



Assembled view of your project and suggested location of accessories.



Specific needs?
Check out our section
Innovations and Trends

Innovations & Trends

Multinautic offers accessories to maximize the use of your dock. These products are complements that can be easily integrated into your project and meet special needs you may have.



Non contractual pictures

MULTINAUTIC CODE	DESCRIPTION
21188	Low Deck Support Kit
22047	Aluminum Dock Bench Frame
22018	Aluminum Kayak Supports for posts
22019	Double Aluminum Kayak Rack
22027	Aluminum Paddle Board (SUP) Supports for posts
15053	Black Corner Bumper



Anchoring Material

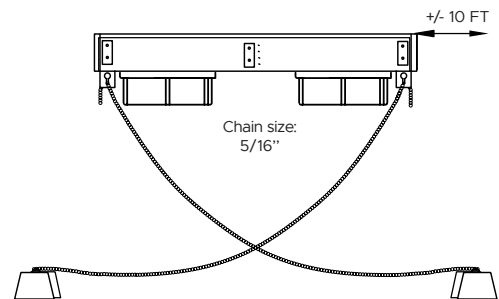
All floating docks must be anchored.

Here is what you need to get from your dealer.

DESCRIPTION	QTY	SELECT.
Concrete blocks approx. 125 lbs each, square shaped (+/- 1' x 1' x 1')	4	<input type="checkbox"/>
30 gauge round chain, galvanized steel, 5/16" size	4 x the depth of your lake	<input type="checkbox"/>
Stainless steel shackles 2 / package (32205)	2	<input type="checkbox"/>

Recommendations

- Small boats under 12':**
Minimum of +/- 200 lbs. per chain, each side.



Your wood needs for your project

You want to customize your decking. It is possible. Go to the building supplies counter to choose your wood species or composite material. Refer to the list of components below so you don't forget anything. For the cutting plan, please refer to the part list available at the desk or from the Assembly Manual of your dock.

WOOD	Optimal*			
Choose the length of the lumber	8'	10'	12'	16'
Quantity of boards required (5/4" x 6")	16	16	11	8
Quantity of boards required (2" x 4")	11	10	8	6
HARDWARE	REQUIRED QUANTITIES			
Stainless steel screws #10 x 1-3/4"	24			
Wood screws #10 x 3-1/2"	20			
Wood screws #8 x 2"	300			
Stainless steel screws # 12 x 3"	8			

* Optimal uncut length to minimize wood loss when cutting into boards